

Summary of This Year's GSA and WSD Activities

Marvin Zick


October 2018

ESICM Paris





September | World
13 | Sepsis
2018 | Day

WSD Supporter Meeting at ISICEM in Brussels



38th ISICEM
International Symposium
on Intensive Care
and Emergency Medicine

SQUARE - BRUSSELS MEETING CENTER
MARCH 20-23, 2018

Hôpital  ULB  **SiZ**



Sepsis – The Most Preventable Cause of Death and Disability in Europe: Launch Event European Sepsis Alliance



Global
Sepsis
Alliance

Regional Sepsis Alliances - Overview



- African Sepsis Alliance (2017)
- European Sepsis Alliance (March 2018)
- Latin-American Sepsis Alliance / Sao Paulo Declaration (June 2018)
- Asian Pacific Sepsis Alliance (October 2018)

- Regional Sepsis Alliances will span the world by 2019, aiming to work with WHO regional offices, governments, member organizations, and patient advocacy organizations to implement the demands of the WHO Sepsis Resolution

GSA Awards – Winners 2018



- Category I – Governments and Healthcare Authorities
 - Ministry of Health of Saudi Arabia
 - Centers for Disease Control and Prevention



- Category II – Non-Governmental Organizations, Patient Advocacy Groups
 - Sepsis Alliance
 - Fundación Sepsis México


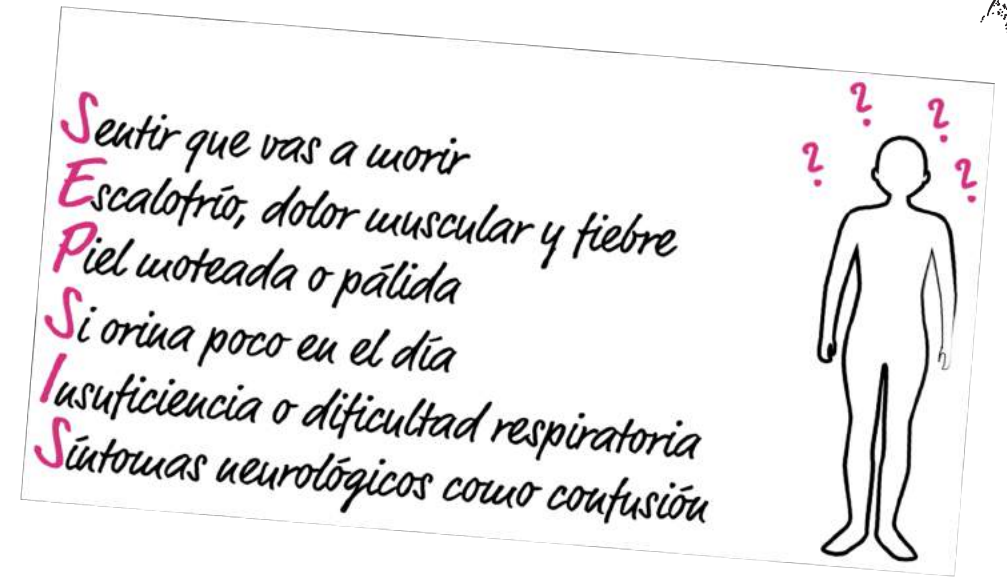


- Category III – Individuals
 - Alison Fox-Robichaud
 - Stephen Macdonald
 - Team Sue



Video: What Is Sepsis? (sepsis explained in 3 minutes)

- Now available in 6 languages:
 - English
 - Spanish
 - French
 - Italian
 - Turkish
 - German



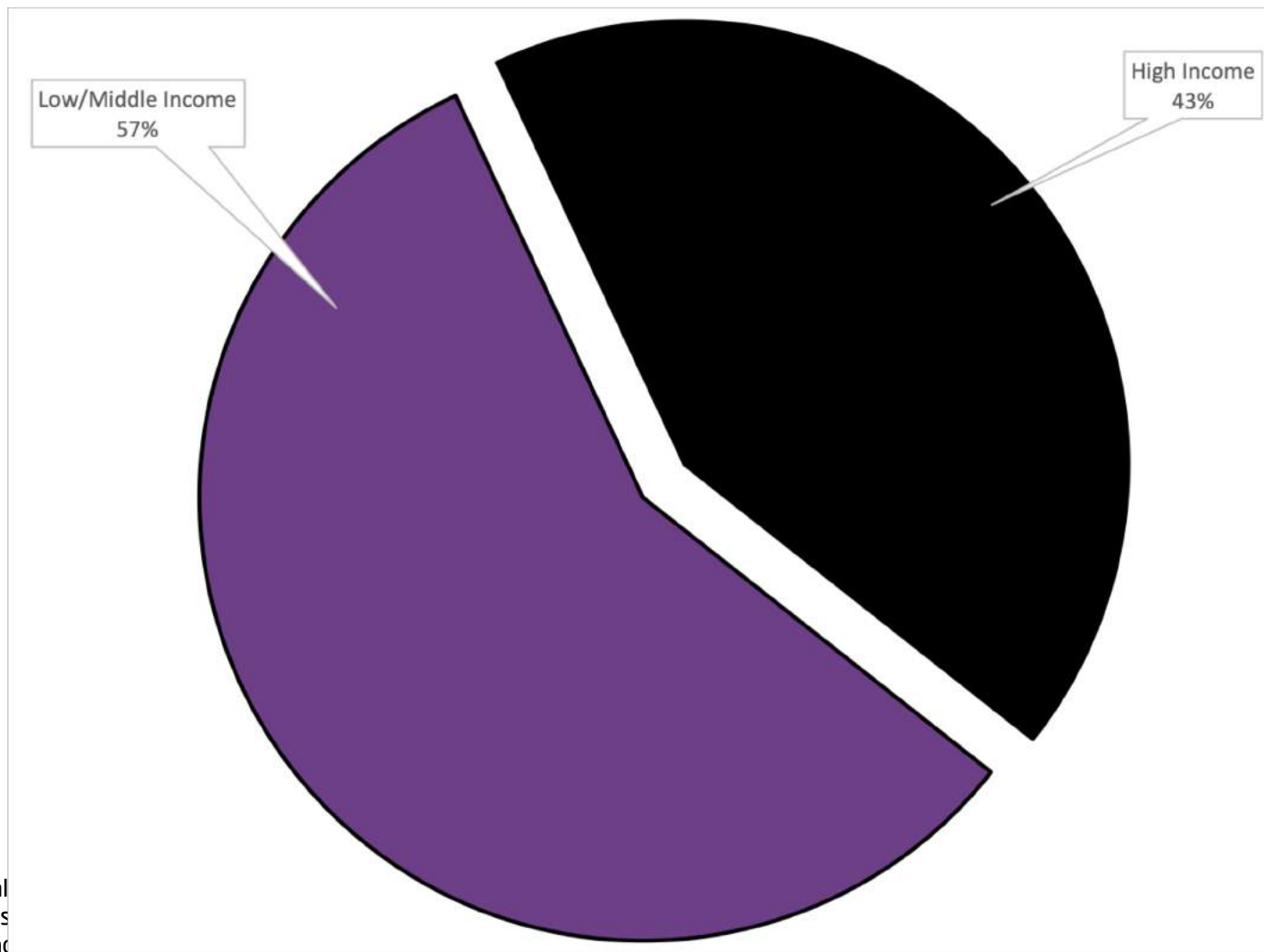
**More than 137,000 views on YouTube
(+ offline views at events)**

2nd World Sepsis Congress

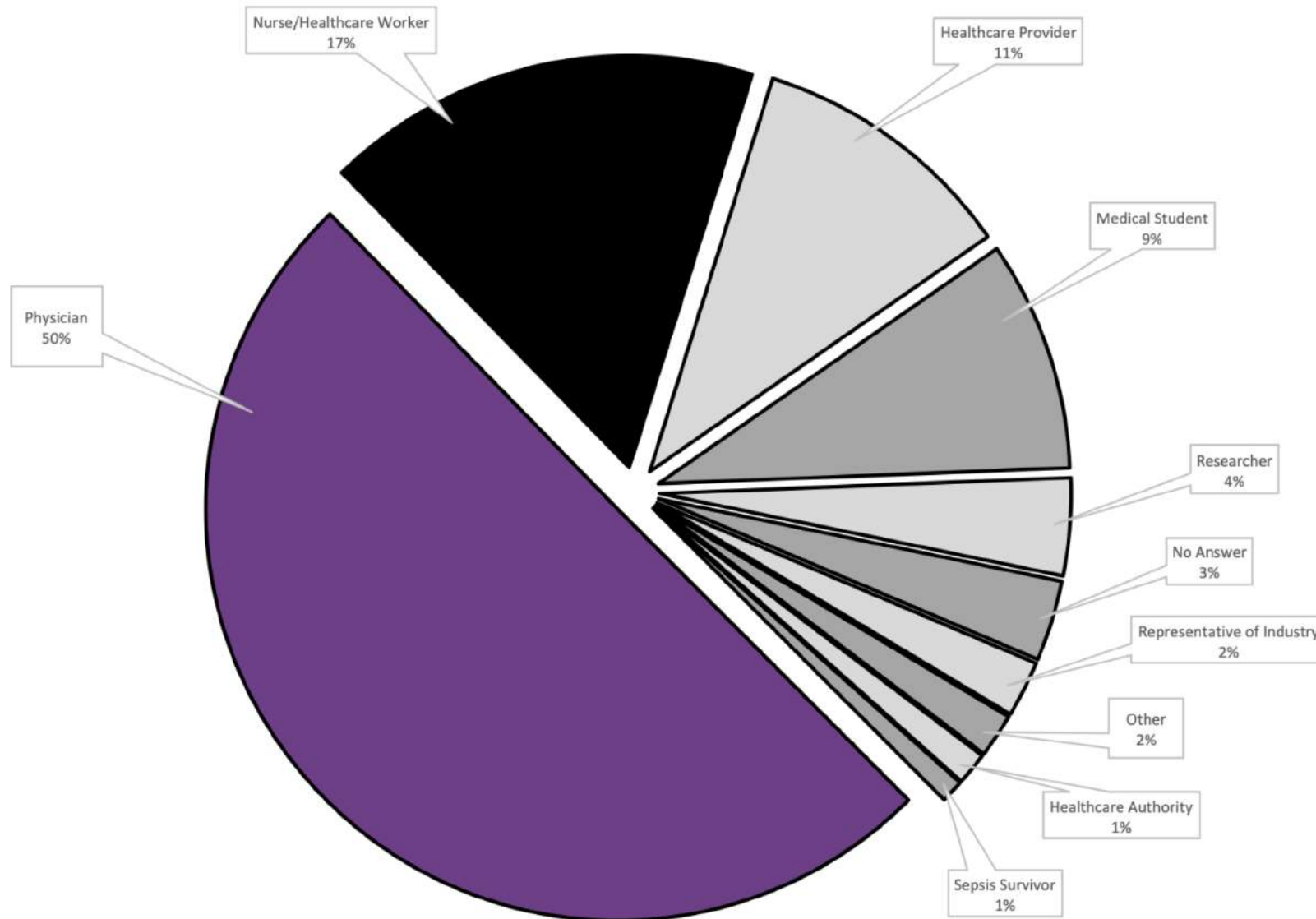


- Bringing knowledge about sepsis to all parts of the world
- 103 speakers from 29 countries
- 17 sessions over 2 days
- Endorsed by 131 national and international organizations
- Free and completely online
- 20,000 registrations from more than 166 countries

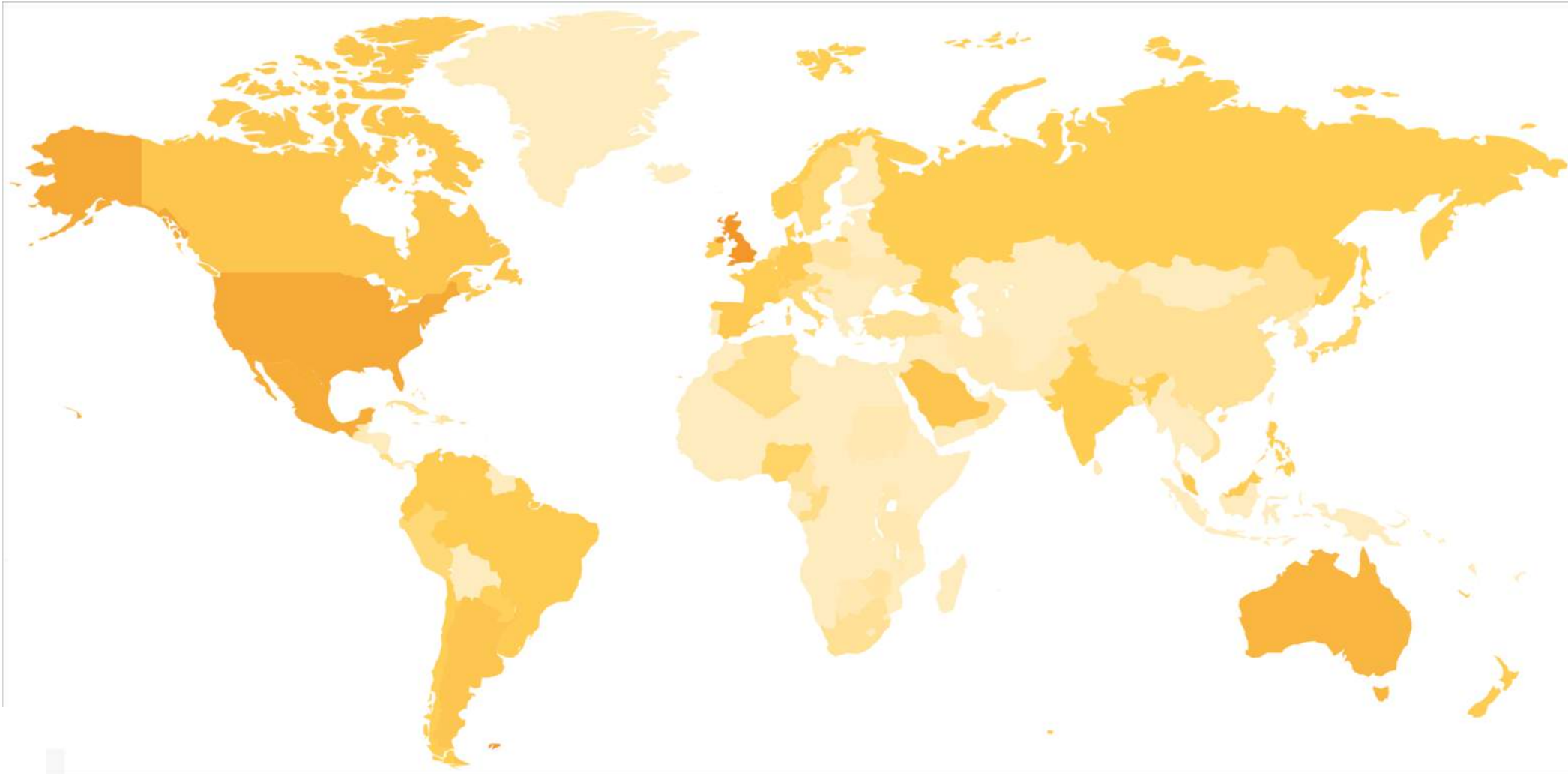
Participants by Income



Profession of the Audience



Social Media Activities - Heatmap



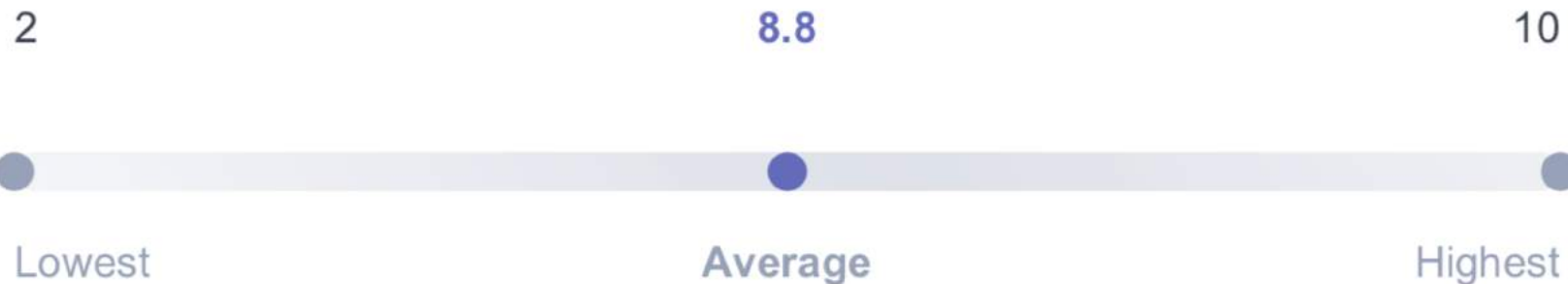
Satisfaction of the Participants - Overall



Overall, How Would You Rate the 2nd World Sepsis Congress?*

From 10 being awesome to 1 being very poor.
(Please drag the slider below)

SCALE



Satisfaction of the Participants - Speakers



Q6

How Did You Like the Quality of the Speakers?*

From 10 being awesome to 1 being very poor.

SCALE



Satisfaction of the Participants - Content



Q7

How Satisfied Were You with the Chosen Topics?*

From 10 being awesome to 1 being very poor.

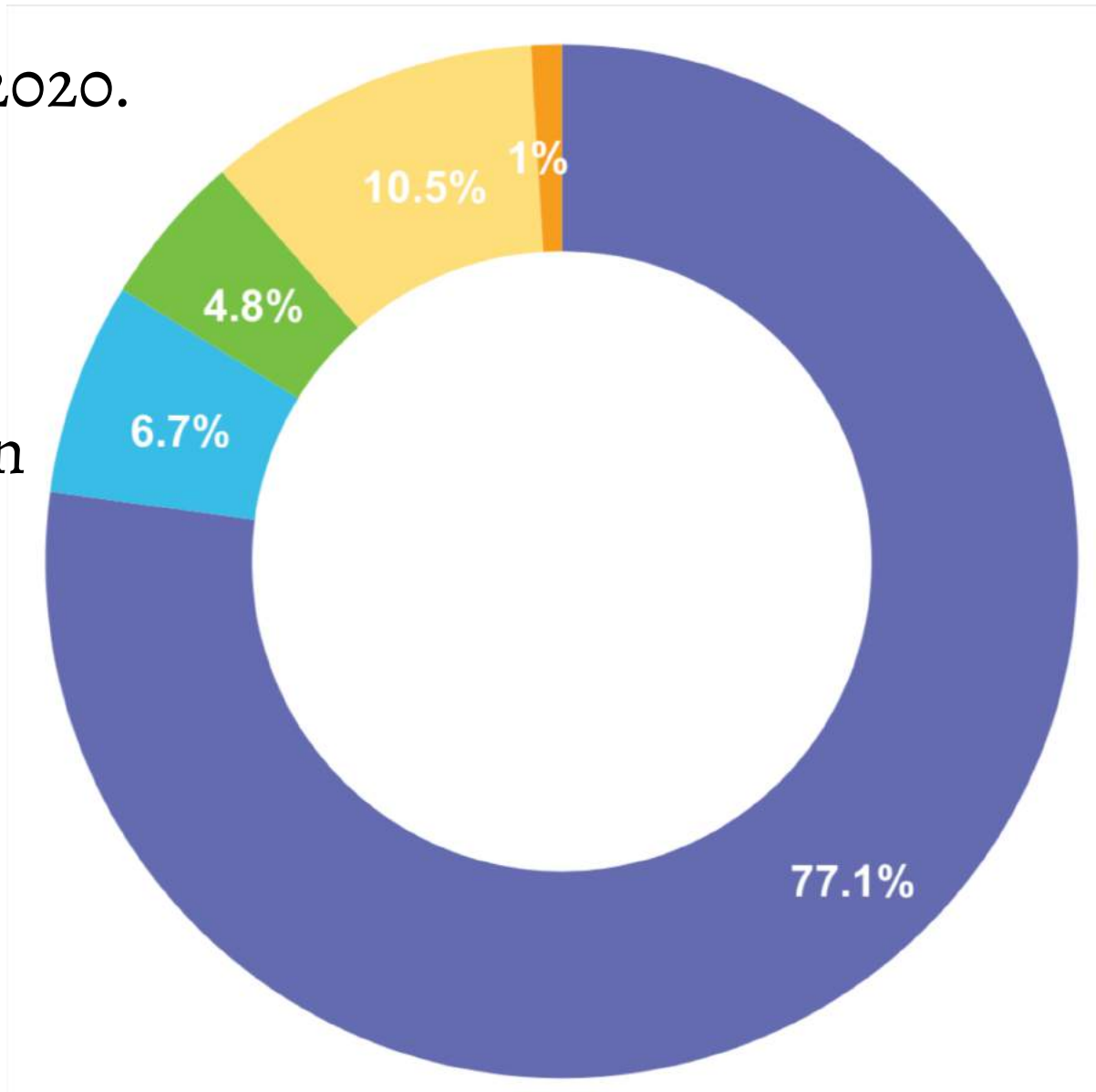
SCALE



Anticipation for WSC Spotlight 2019

The 3rd WSC is planned for 2020. Would you be interested in another WSC Spotlight, a smaller satellite congress shining a spotlight on one particular aspect of sepsis, in 2019?

- Yes, I would be interested in a WSC Spotlight in 2019.
- Yes, but not necessarily in 2019.
- No, you should stick to a big World Sepsis Congress every two years.
- No, you should host a big World Sepsis Congress every year.
- I don't care.



Watch the 2nd WSC on Demand

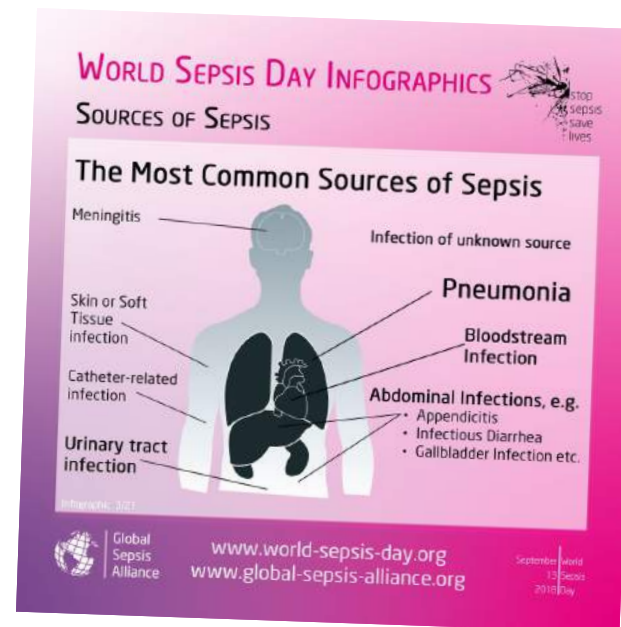


- All sessions will be available on YouTube and as a podcast on Apple Podcasts
- Sessions are released weekly on Thursdays
- Full release schedule: www.worldsepsiscongress.org/recordings



New World Sepsis Day Infographics

- 21 completely new WSD infographics: symptoms, risk groups, prevention, hand hygiene, World Health Days, more...
- Free download at www.worldsepsisday.org/toolkits
- Have been downloaded over 3,300 times since launch September 11th



World Sepsis Day Events All Over the World



September | World
13 | Sepsis
2018 | Day

World Sepsis Day Events All Over the World



September | World
13 | Sepsis
2018 | Day

World Sepsis Day Events All Over the World



September | World
13 | Sepsis
2018 | Day

World Sepsis Day Events All Over the World



World Sepsis Day Event Poster



- **Submissions close
October 31st, 2018**



- **Submit your event/picture at
www.worldsepsisday.org/wsdposter**

World Sepsis Day Reach on Social Media & Website



More than **2,400,000** people reached
on Facebook alone

- A lot of activity on Twitter and Instagram
- Website traffic doubled year-over-year

World Sepsis Day Reach on Social Media & Website



World Sepsis Day

Hervorheben

WORLD SEPSIS DAY INFOGRAPHICS
A GLOBAL HEALTH CRISIS

27 000 000 - 30 000 000 people per year develop sepsis

7 000 000 - 9 000 000 die - 1 death every 3.5 seconds

Survivors may face lifelong consequences

NEW INFOGRAPHICS AVAILABLE NOW

WORLD SEPSIS DAY INFOGRAPHICS
SOURCES OF SEPSIS

The Most Common Sources of Sepsis

- Meningitis
- Skin or Soft Tissue Infection
- Catheter related Infection
- Urinary tract Infection
- Infection of unknown source
- Pneumonia
- Bloodstream Infection
- Abdominal Infections, e.g. Appendicitis, Intestinal Dismiss, Gallbladder Infection, etc.

stop sepsis save lives

World Sepsis Day

Spenden

1.985
Neue „Gefällt mir“-Angaben

17.460
„Gefällt mir“-Angaben insge...

2.368.720
Reichweite der Beiträge

2.461.123
Gesamtreichweite

131.718
Interaktionen

Reaktionsquote: 100 %, Reaktionszeit: 1 Stunde
Reagiere schneller, um das Banner zu aktivieren

New Pocket Cards



- 4 pocket cards:
 - Adult
 - Children
 - Maternal
 - Neonatal
- For both laypeople and medical professionals
- Free download Nov' 2018



More Languages!

- **Video:** English, Spanish, French, Italian, Turkish, German right now **Portuguese soon!**
- **Infographics:** English, Spanish right now, **German very soon.**
- **Pocket Cards:** English soon, **Spanish and German later this year or early next year.**



A World Free of Sepsis!

www.global-sepsis-alliance.org

www.world-sepsis-day.org

September | World
13 | Sepsis
2018 | Day